

Totally for Broilers

CHORE-TIME[®]

Let's grow together.

- Innovative Design
- Proven Performance
- Complete Package



Complete Broiler Feeding Systems

Chore-Time's complete broiler feeding systems provide innovative design, proven performance and durability.



Rotary Feed Gate

Chore-Time's **REVOLUTION® Broiler Feeder** is the greatest advance in feeder technology since Chore-Time introduced the flood window in the 1980s, thanks to its Rotary Feed Gate.

- The Rotary Gate's inner cone rotates within the outer cone to adjust the feeder's variable flood level.
- As birds grow and the feeder is raised, continue to flood, or close the rotary gate and use one of the six grow-out feed settings.
- Ergonomic, scalloped pan edge is both deep and shallow – controls waste, yet gives easy feed access.

Chore-Time's **LIBERTY® Open-Grill Broiler Feeder** maximizes feed access and minimizes feed waste.

- The open grill and scalloped pan edge provide birds with comfortable, unobstructed feed access.
- No windows to restrict flow means feed is more visible.
- ALL-OUT™ Flooding is available from any pan height, even in the air, throughout the flock.



The **MODEL G™ PLUS Feeder** is designed for use with a variety of poultry including broilers and roasters.



CHORE-TIME's **MODEL C2® PLUS Extended Fin Feeder** helps maintain feed flow, even with harder flowing feed.



Chore-Time's **E-Z START® Chick Starter** features various outlet options and locks under the feeder line when not in use.



Chore-Time's **Plastic Feeder Line Hopper** has a twist-lock bottom collar, making it easy to remove for house clean-out. Its smooth interior surface and 60-degree hopper slope improve feed flow. Made of durable polypropylene plastic, it holds 150 pounds (68 kg).

Controls & Accessories

Chore-Time offers a complete line of controls from simple thermostats to user-friendly complete system controllers as well as electronic scale systems.



Let's grow together.



CHORE-TRONICS® Controls are industry favorites thanks to their expandability, built-in peripherals and other convenience features. Use with Chore-Time's C-CENTRAL™ Professional Software.



CHORE-TRONICS® Feeder Line Run-Time Monitor can be connected to every feeder line in a poultry house to track daily run time per line and to build a database of information for use in diagnosing and solving feed distribution problems.

Chore-Time's Bird Scales provide an affordable and accurate way to track growth and uniformity for more precise harvest scheduling and to help you optimize your operation based on user-defined standards.




Chore-Time's ELT Interface converts information from the CHORE-TRONICS® 2 Control into a web-friendly format. This permits growers to remotely monitor farm conditions, make adjustments to control settings and respond to alarms. With the ELT connected to a CHORE-TRONICS Control and internet access, authorized users can fully manage and control poultry houses from anywhere.



Drinkers

Provide plenty of fresh water to enhance broiler growth and feed conversion.



Chore-Time's RELIA-FLOW® Drinkers feature precision-machined stainless steel parts and consistent, reliable flow, with flow rates from 26 to 85 ml at 14 inches of water column.




Chore-Time's PDS™ Controls permit producers to change the water pressure in all drinker lines or to flush all lines in the house from one remote location.

Feed Management

Storage, conveying and weighing options.

Chore-Time's Feed Management Systems include its famous FLEX-AUGER® Feed Conveying Systems, reliable feed and bin scales and ALL-OUT® Feed Storage bins from 6 to 15 feet (1.8 to 4.6 meters) in diameter.



Ventilation, Cooling & Heating

Chore-Time has what you need to keep your broilers comfortable and productive.

- High-performance fiberglass and galvanized tunnel fans with efficient HYFLO® Shutters.
- Energy-saving variable speed fans.
- Innovative evaporative cooling systems.
- 80,000 BTU QUADRATHERM® Heaters as well as high-output brooders and space heaters.
- Tunnel doors and attic inlets for better in-house air mixing and energy savings.
- Reliable winches and sidewall inlets.



	Fiberglass Fans	Galvanized Fans
Diameters	48- & 52-inch	48-, 52- & 54-Inch
CFMs Up To	27,700	28,900
CFMs/Watt Up To	20.8	23.2

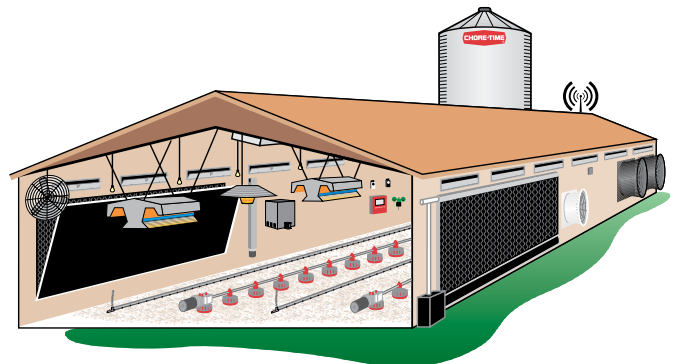
CFMs & CFMs/Watt shown based on Static Pressure of 0.10" w.c.



The Total Broiler Package

When you choose Chore-Time's Complete Broiler Package, you also get:

- Poultry industry experience since 1952.
- Knowledgeable regional distributors and technical service staff.
- Easy-to-understand instruction manuals.



Let's grow together.

A DIVISION OF CTB, INC.
A BERKSHIRE HATHAWAY COMPANY

USA

+1.574.658.4101

choretime@choretime.com

Netherlands

+31 (0)77-3241070

info@choretime.nl

Poland

+48 (0)61-8197060

info@choretime.pl

Visit our web site to find your independent authorized Chore-Time distributor.

www.choretime.com

Complete Production Equipment for Broilers, Breeders, Turkeys and Eggs